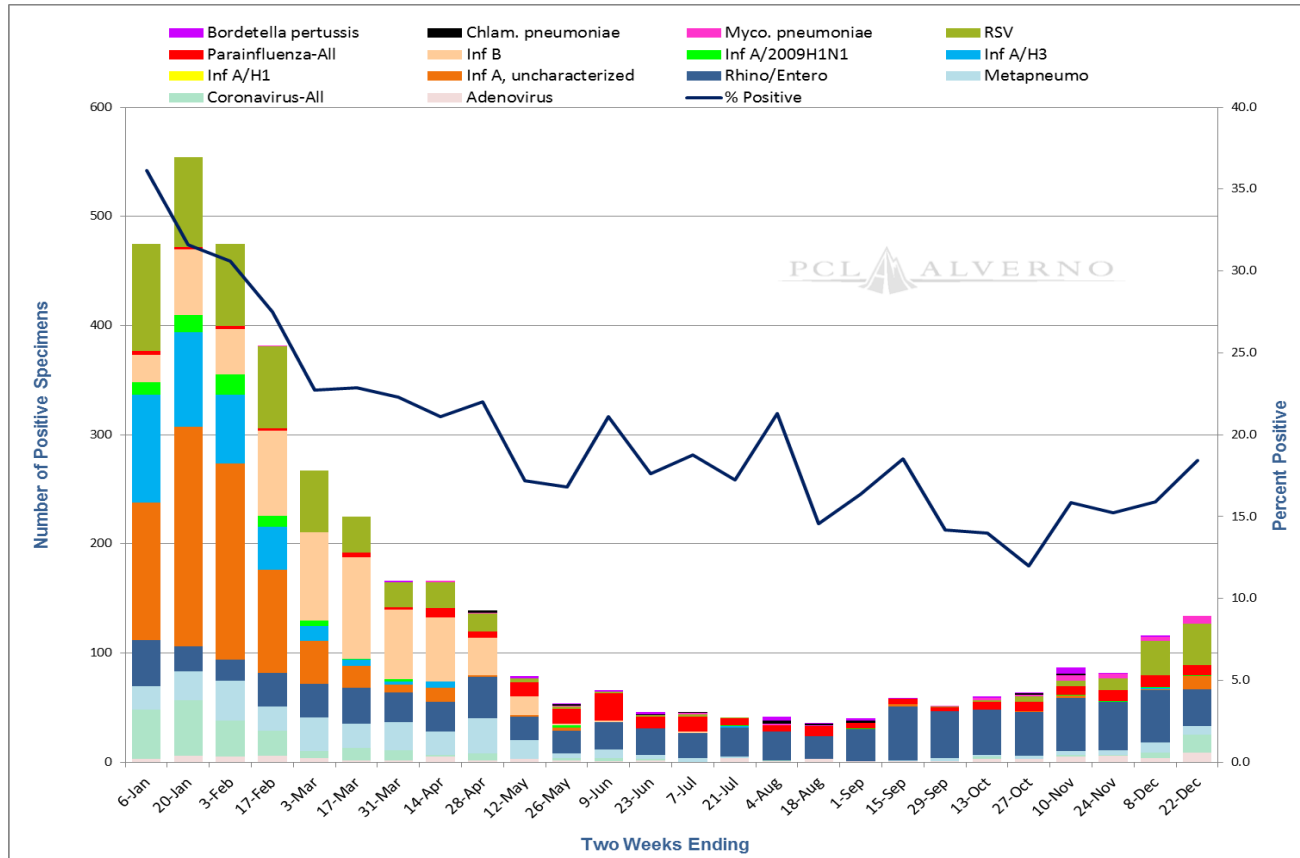



2018 AND PRIOR RESPIRATORY PATHOGENS BY PCR




2018

2 Weeks Ending	Adenovirus	Coronavirus-All	Metapneumo	Rhino/Entero	Inf A, uncharacterized	Inf A/H1	Inf A/H3	Inf A/2009H1N1	Inf B	Parainfluenza-All	RSV	Myco. pneumoniae	Chlam. pneumoniae	Bordetella pertussis	% Positive
6-Jan	3	45	22	42	126		99	11	25	4	98				36.1
20-Jan	6	51	26	23	201		87	16	60	2	82				31.6
3-Feb	5	33	37	19	180		63	18	42	3	75				30.6
17-Feb	6	23	22	31	94		40	10	78	2	75	1			27.5
3-Mar	4	6	31	31	39		14	5	81		56				22.7
17-Mar	2	11	22	33	20		6	1	93	4	33				22.9
31-Mar	2	9	26	27	7		3	2	64	2	23			1	22.3
14-Apr	5	2	21	27	13		6		59	8	24	1			21.1
28-Apr	2	6	32	38	2				34	6	16	1	2		22.0
12-May	3		17	22	1				17	13	4			2	17.2
26-May	2	2	4	21	3			2	1	14	2	1	1	1	16.8
9-Jun	1	3	8	25					1	25	2			1	21.1
23-Jun	2	1	4	24						11	1		1	2	17.6
7-Jul			4	23					1	14	2	1	1		18.8
21-Jul	4		1	27			1	1		6	1				17.2
4-Aug	1	1		26						6		1	3	4	21.3
18-Aug	3			21						9		1	1	1	14.6
1-Sep	1			29				1		5			2	2	16.4
15-Sep	1		1	49	2					5				1	18.6
29-Sep	1		3	43						3	1	1			14.2
13-Oct	3	2	2	41						7	2	2		1	14.0
27-Oct	3		3	40	1					8	5	2	1	1	12.0
10-Nov	5	2	3	49	2			1		8	5	5	1	6	15.9
24-Nov	6	1	4	44				1		10	11	4		1	15.2
8-Dec	4	5	9	48	1		1	1		11	31	4		1	15.9

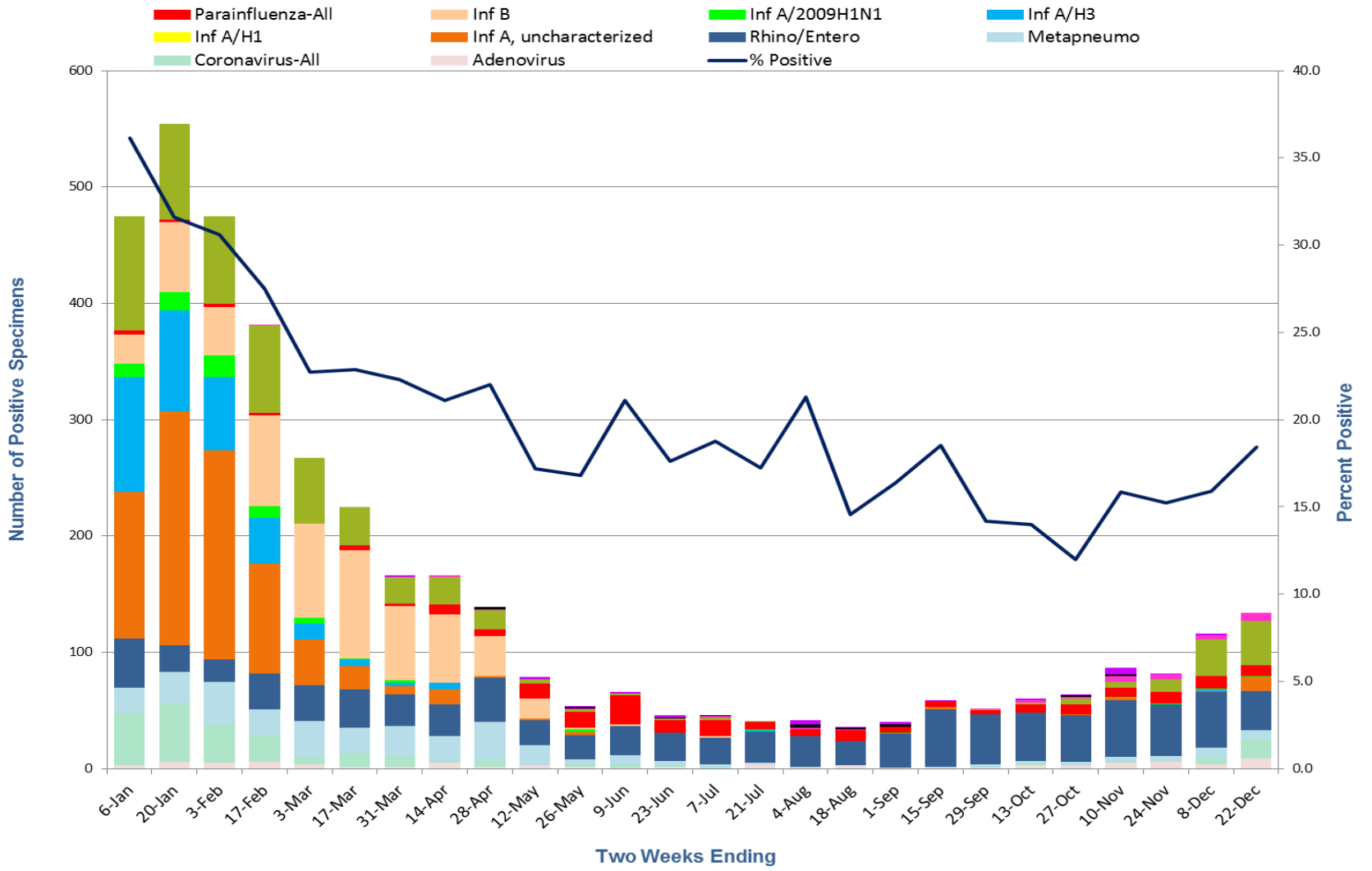
 Bordetella pertussis

 Chlam. pneumoniae

 Myco. pneumoniae

 RSV

2017



23-Dec	8	27	15	32	47	7	37	7	5	14	69				3	31.5
--------	---	----	----	----	----	---	----	---	---	----	----	--	--	--	---	-------------

2016

2 Weeks Ending	Adenovirus	Coronavirus-All	Metapneumo	Rhino/Entero	Inf A, uncharacterized	Inf A/H1	Inf A/H3	Inf A/2009H1N1	Inf B	Parainfluenza-All	RSV	Myco. pneumoniae	Chlam. pneumoniae	Bordatella pertussis	% Positive
9-Jan	8	21	10	38	12		2	7		2	73	4		1	29.4
23-Jan	11	34	16	22	6			14		1	61	3		2	25.9
6-Feb	10	46	15	30	15	1		31	2	3	100	5	1	1	32.5
20-Feb	7	53	23	37	39		3	75	4	1	73	3	1	1	35.5
5-Mar	8	39	25	30	46		1	103	6		83	1	1	1	31.0
19-Mar	12	33	40	43	38		3	89	15	2	65	2			30.8
2-Apr	7	21	30	56	13		1	39	12	6	29	1		1	28.0
16-Apr	8	13	37	50	8		1	17	8	4	12	1			22.2
30-Apr	10	11	37	52	4		3	2	8	3	7			2	26.3
14-May	8	11	13	49	1		1	1	5	4	5			1	21.2
28-May	8	3	10	47	0	0	0	0	10	7	1	0	0	1	21.6
11-Jun	6	4	9	32			1		2	1		1		1	18.2
25-Jun	5		1	25					3	5	1			1	16.7
9-Jul	4		1	18					1	12					15.7
23-Jul	2			20					1	10				3	17.8
6-Aug	1	1		21			1			11	1				17.6
20-Aug		1		22	1		2			8		2			17.2
3-Sep	1	3		41						8	3	2	1	1	23.3
17-Sep	3			40						2		1	1	1	16.6
1-Oct	1	1		54	2		1			11		1			18.3
15-Oct	3	2	2	57			2			10	1			2	16.8
29-Oct	3	2	1	57	1				1	15	1				18.7
12-Nov	14	1	2	56	1					25	5	2			17.7
26-Nov	4	5	1	46						23	18	2			19.4
10-Dec	7	15	1	38	4		2	1		19	19	7		2	19.7
24-Dec	5	28	5	36	14		3		3	18	39	4			23.6

2015

2 Weeks Ending	Adenovirus	Coronavirus-All	Metapneumo	Rhino/Entero	Inf A, uncharacterized	Inf A/H1	Inf A/H3	Inf A/2009H1N1	Inf B	Parainfluenza-All	RSV	Myco. pneumoniae	Chlam. pneumoniae	Bordatella pertussis	% Positive
10-Jan	9	19	4	22	119		53		4	12	60	1		1	27.0
24-Jan	7	14	4	18	32		16		6	4	62				20.6
7-Feb	9	28	11	25	7		4		4	3	97				26.9
21-Feb	3	17	14	27	5		4		13	7	79	1			29.4
7-Mar	6	19	20	25	1		2		29	6	69				28.1
21-Mar	4	15	27	23	1		2	2	52	6	39				27.2
4-Apr	7	15	30	37	2				99	10	35	1			27.1
18-Apr	11	11	31	41					60	18	20				28.4
2-May	4	6	27	42	2				36	29	22				30.2
16-May	2	3	14	39				1	11	33	9	1			27.2
30-May	1	5	4	29					2	26	1				18.6
13-Jun	5	1	5	41					1	23				1	25.8
27-Jun	1	1	4	32					1	9					20.2
11-Jul	5	1	3	22			2			6	1			1	17.7
25-Jul	3	1	1	32			1			7				2	20.4
8-Aug	4	1	1	24			2			7	1			1	18.7
22-Aug	1		3	31	1					5	1	2			19.4
5-Sep	3	2	1	34						2		2		2	19.9
19-Sep	2		1	66	1			1	1	9	1	2			23.4
3-Oct	5	1		58	2			2	2	7	2	4		1	21.9
17-Oct	3	1	1	73					2	16	2	3			21.1
31-Oct	4	2	1	52				1		18	2	6			18.6
14-Nov	8	3	2	44				1		23	4	5		1	19.2
28-Nov	10	3	3	53				3	1	15	9	2		1	17.9
12-Dec	11	5	6	47	2			2		17	11	8		3	20.9
26-Dec	7	9	13	37	5			6	1	6	36	1			23.2

	<i>2 Weeks Ending</i>	<i>Adenovirus</i>	<i>Coronavirus-All</i>	<i>Metapneumo</i>	<i>Rhino/Entero</i>	<i>Inf A, uncharacterized</i>	<i>Inf A/H1</i>	<i>Inf A/H3</i>	<i>Inf A/2009H1N1</i>	<i>Inf B</i>	<i>Parainfluenza-All</i>	<i>RSV</i>	<i>Myc. pneumoniae</i>	<i>Chlam. pneumoniae</i>	<i>Bordetella pertussis</i>	<i>% Positive</i>
2014	11-Jan	5	6	7	12	79		1	130		7	89	3		1	32.5
	25-Jan	1	9	16	11	53			88		4	55	1		2	22.5
	8-Feb	2	17	4	9	15			43			43		1	1	16.4
	22-Feb	2	23	19	12	14			29			23				18.5
	8-Mar	3	28	24	13	12		1	17	2	1	23			1	22.1
	22-Mar	1	22	26	19	4		2	9	22	2	15	1		3	23.5
	0-Jan	0	0	0	0	0	0	0	0	0	0	0	0	0	0	0.0
	19-Apr	2	5	19	21	2		2	3	21	2	13	1			20.4
	3-May	7	7	22	21	4		3	1	36	4	6	1			26.7
	17-May	2	1	12	30			1	1	18	16	1			2	22.6
	31-May	4	2	3	17	2				10	22	2				19.0
	14-Jun	3		3	29	1				5	25	2				24.6
	28-Jun	5		1	22					1	19				1	23.1
	12-Jul	3	1		12	2					7		1			14.3
	26-Jul	3	1		15						6				2	17.5
	9-Aug	1	2		26					3	5		1			21.6
	23-Aug	1	1		32					1	2				1	21.3
	6-Sep	4			63						2		1		3	31.3
	20-Sep	3		2	126						6	2	4		1	36.5
	4-Oct	2			95			1			11	1	1		1	27.5
	18-Oct	4	1	1	84			3		1	11	7	5			27.1
	1-Nov	4		1	60	2		2		1	17	10	2			25.8
	15-Nov	9		1	55	8		11			20	23	3	1	1	30.3
	29-Nov	5		4	48	55		41			17	26		1	1	36.3
	13-Dec	15	11	4	41	171		146	1	5	13	39	2	0	3	38.4
	27-Dec	8	13	4	42	275		165		4	10	65	1		1	39.2

	2 Weeks Ending	Adenovirus	Coronavirus-All	Metapneumo	Rhino/Entero	Inf A, uncharacterized	Inf A/H1	Inf A/H3	Inf A/2009H1N1	Inf B	Parainfluenza-All	RSV	Myco. pneumoniae	Chlam. pneumoniae	Bordatella pertussis	% Positive	
2013	12-Jan	1	2		2	254		11	1	8	1	46			1	32.6	
	26-Jan		9			83		3		8		43				18.5	
	9-Feb		3	1	2	26		1		2		30	2		1	15.0	
	23-Feb		4	1	2	10		1	2	6		30			1	17.1	
	9-Mar		7	3	3	9		1	2	9	1	26	1		2	21.6	
	23-Mar				4	1				1	11		10			1	12.4
	6-Apr		1	6	2					1	11	1	15			1	17.4
	20-Apr			7	8	1			2		16	3	10	1		4	18.6
	4-May	1	3	6	7	1				1	5	2	4				19.0
	18-May	1	1	6	5						1	1	2			1	13.3
	1-Jun		2	4	11	1						3	1			1	18.5
	15-Jun		1	1	13							8	1				16.4
	29-Jun			3	9							6				1	12.7
	13-Jul				8							4					10.2
	27-Jul	1	1		2					1		1				1	9.0
	10-Aug				4											1	5.3
	24-Aug				1											2	3.9
	9-Sep				5							2		2		5	13.0
	21-Sep				6				1			2	1	1		1	7.1
	5-Oct				19						1	1		1		1	11.7
19-Oct				9							4	1				6.9	
2-Nov				21	1						14	2	3		1	15.3	
16-Nov	3		1	18	4	1	1	1	1		15	3			3	16.7	
30-Nov	1			7	3				1		4	12			3	12.4	
14-Dec	10		2	25	14	3			12	1	11	33	4		2	28.3	
28-Dec	3	2	5	22	33	1			58	1	8	46	2			29.8	
2012	1-Dec				4	37		2		1		2			1	18.7	
	15-Dec	1			5	127		11		3	1	23			2	36.8	
	29-Dec		5			276		13	2	3	1	42			2	43.9	

